

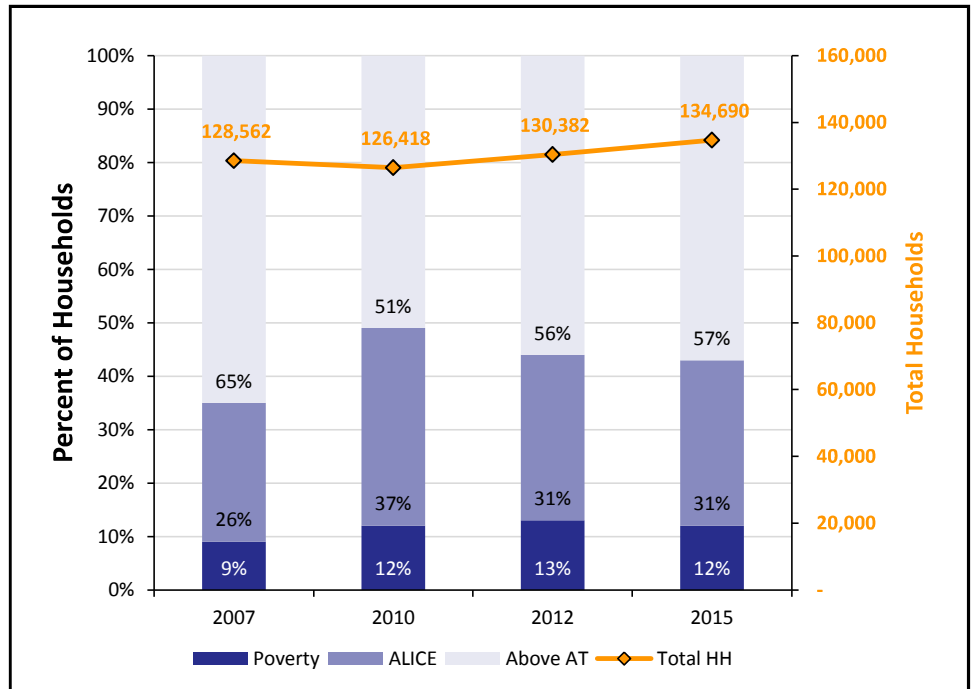
# ALICE IN MANATEE COUNTY

**Population:** 363,369 | **Number of Households:** 134,690  
**Median Household Income:** \$50,835 (state average: \$49,426)  
**Florida Underemployment Rate for 2015:** 11.5%  
**Households Below ALICE Threshold:** 57,513 (43%)

## How many households are struggling?

**ALICE** is an acronym for **A**sset **L**imited, **I**ncome **C**onstrained, **E**mployed – households that earn more than the Federal Poverty Level, but less than the basic cost of living for the county (the ALICE Threshold, or AT). Combined, the number of poverty and ALICE households equals the total population struggling to afford basic needs. The percentage of households below the ALICE Threshold changes over time (left axis, blue bars) as does the total number of households (right axis, dotted yellow line). The Great Recession, from 2007 to 2010, caused hardship for many families. Conditions started to improve in 2010 and 2012 for some, but not for all.

Households by Income, 2007 to 2015



## What does it cost to afford the basic necessities?

The bare-minimum Household Survival Budget does not include any savings, leaving a household vulnerable to unexpected expenses. ALICE households typically earn above the Federal Poverty Level of \$11,770 for a single adult and \$24,250 for a family of four, but less than the Household Survival Budget.

### Household Survival Budget, Manatee County

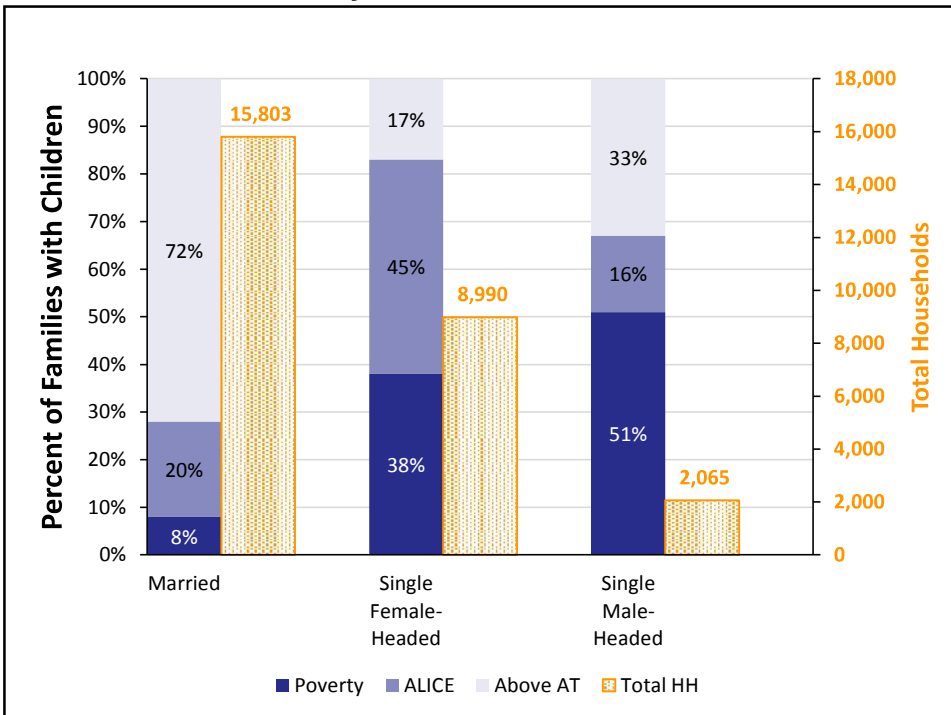
	SINGLE ADULT	2 ADULTS, 1 INFANT, 1 PRESCHOOLER
<b>Monthly Costs</b>		
Housing	\$675	\$960
Child Care	\$-	\$1,120
Food	\$165	\$547
Transportation	\$322	\$644
Health Care	\$165	\$634
Miscellaneous	\$153	\$424
Taxes	\$202	\$333
<b>Monthly Total</b>	<b>\$1,682</b>	<b>\$4,662</b>
<b>ANNUAL TOTAL</b>	<b>\$20,184</b>	<b>\$55,944</b>
<b>POVERTY ANNUAL TOTAL</b>	<b>\$11,770</b>	<b>\$24,250</b>

Sources: **2015 Point-in-Time Data:** American Community Survey. **ALICE Demographics:** American Community Survey; the ALICE Threshold. **Budget:** U.S. Department of Housing and Urban Development (HUD); U.S. Department of Agriculture (USDA); Bureau of Labor Statistics (BLS); Internal Revenue Service (IRS); Florida Department of Education, Office of Early Learning.

## How many families with children are struggling?

Children add significant expense to a family budget, so it is not surprising that many families with children live below the ALICE Threshold. Though more Manatee County families are headed by married parents, a greater percent of single parent families have income below the AT (left axis, blue bar). Total number of families in each category are reflected by dotted yellow bars (right axis).

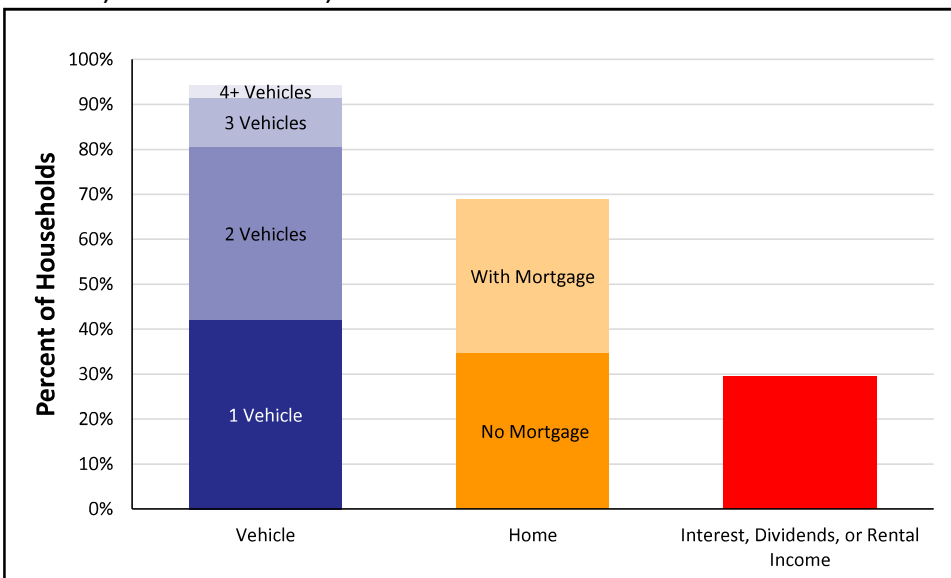
### Families with Children by Income, 2015



## What assets do households have?

Ownership of assets can contribute to stability of households. Yet few families in Manatee County own liquid assets, such as a savings account, 401(k) plan, or rental income, that are readily available to cover emergency expenses. Vehicles, the most common asset, depreciate over time. Homeownership, the next most common asset, can build wealth, but is not a liquid asset.

### Assets, All Households, 2015



Manatee County, 2015		
Town	Total HH	% ALICE & Poverty
Anna Maria	587	48%
Bayshore Gardens CDP	7,592	58%
Bradenton	20,649	53%
Bradenton Beach	553	54%
Bradenton CCD	96,630	48%
Cortez CDP	2,063	41%
Ellenton CDP	1,360	45%
Holmes Beach	2,113	39%
Longboat Key	3,867	27%
Memphis CDP	2,699	59%
Myakka City CCD	17,634	24%
Palmetto	4,859	56%
Palmetto CCD	11,610	54%
Parrish CCD	8,851	26%
Samoset CDP	1,230	64%
South Bradenton CDP	10,331	67%
West Bradenton CDP	1,616	34%
West Samoset CDP	1,965	84%
Whitfield CDP (Manatee County)	1,275	29%

*Note: Municipal-level data on this page is for Places and County Subdivisions, which include Census Designated Places (CDP), and Census County Divisions (CCD), relatively permanent statistical areas delineated cooperatively by the Census Bureau and state and local government authorities. These are overlapping geographies so totals will not match county-level data. Municipal-level data often relies on 5-year averages and is not available for the smallest towns that do not report income.*