

Measuring Performance Objectives

New federal legislation mandates measuring transportation performance.

Moving Ahead for Progress in the 21st Century Act (MAP-21)

- Signed into law on July 6, 2012
- A streamlined and performance-based surface transportation program that builds on preexisting highway, transit, bike, and pedestrian programs and policies established in 1991
- Mandates that states set performance targets in support of the **performance measures** within one year of the USDOT final rule on performance measures

Fixing America's Surface Transportation (FAST) Act

- Signed into law on December 4, 2015
- Federal transportation legislation emphasizing performance based metrics
- Establishment of **targets** to guide future transportation investments
- Additional emphasis on freight, tourism, and resiliency

Invest resources in projects to achieve individual targets that collectively will make progress toward national goals.

Each Metropolitan Planning Organization (MPO) is required to implement the following

Goals and Objectives

Stemming from a state or region's vision, goals address key desired outcomes, and supporting objectives play a key role in shaping planning priorities.



Performance Measures

Performance measures support objectives and serve as a basis for comparing alternative improvement strategies and for tracking results over time.



Targets

Preferred trends or targets are established for each measure to provide a basis for comparing alternative packages of strategies. Relying upon baseline data on past trends, tools to forecast future performance, and information on possible strategies, available funding, and other constraints.

Following the FDOT's designation of targets for the performance measures, the Sarasota/Manatee MPO will have 180 days to develop targets for the two-county planning area.

Source: Florida Department of Transportation [2016 Performance Measures Report](#)



Sarasota/Manatee 2040 Long Range Transportation Plan

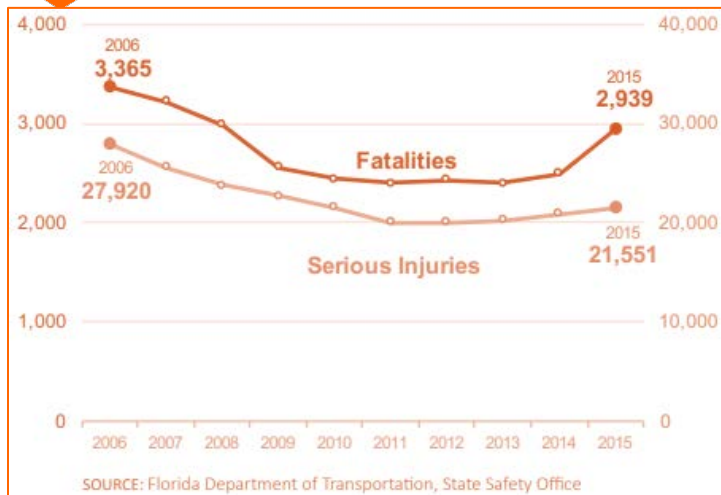
To develop a future transportation plan, through cooperation with our member governments and the public, for a safe, efficient, financially feasible, environmentally sensitive, regional, integrated multi-modal transportation system that supports sustainable, livable communities and economic development.

Florida Statewide Performance



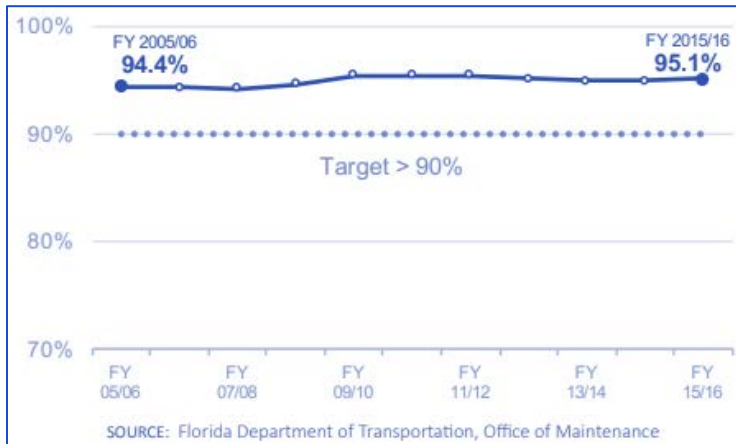
FATALITIES AND SERIOUS INJURIES

Florida's total annual serious injuries and fatalities



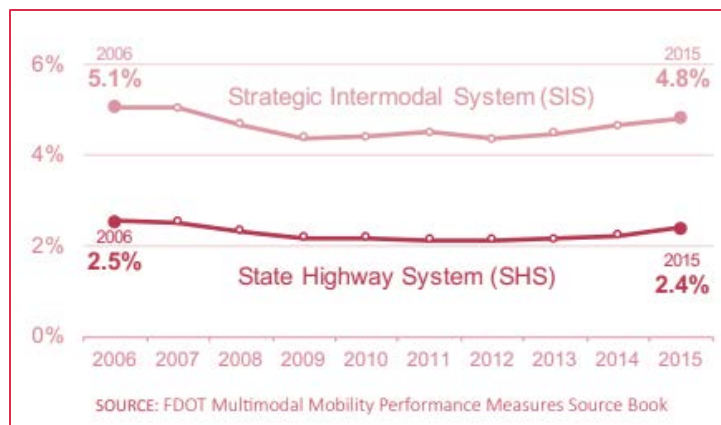
BRIDGE CONDITION

Percent of bridges on the state highway system meeting department standards



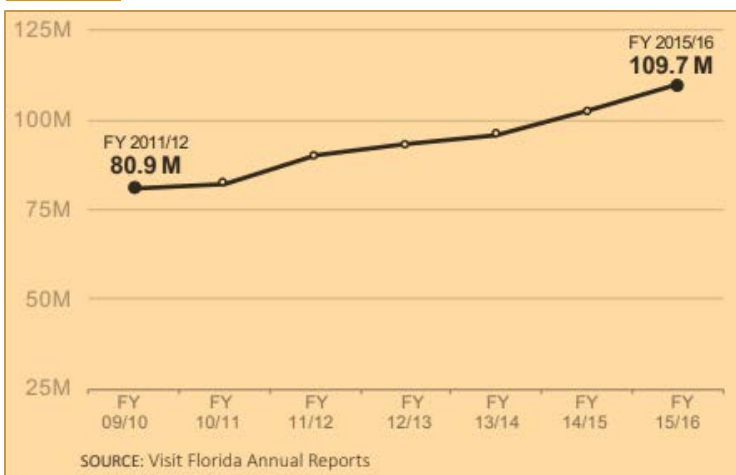
MILES HEAVILY CONGESTED

Miles of heavily congested roads during daily peak period - Statewide



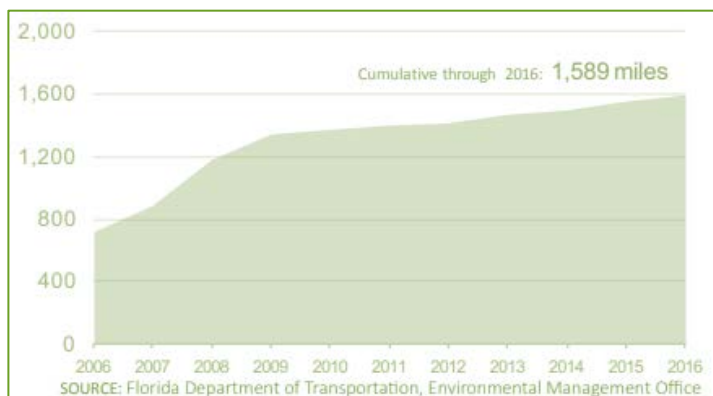
FLORIDA VISITORS

Florida Visitors (millions)



DESIGNATED SCENIC HIGHWAYS

Miles of designated Scenic Highways



CONSTRUCTION PROJECTS COMPLETED ON-TIME

Construction projects completed on-time

